



Santa Clara County



Office of Education



Santa Clara County Office of Education Data Initiatives

California Budget & Policy Center Policy Insights
March 27, 2019

Marcy Lauck, Director SVRDT & SCCOE Data Governance

Seamless Support

Four initiatives provide robust, near real-time data to improve educational outcomes

- ◆ Silicon Valley Regional Data Trust (SVRDT)
- ◆ DataZone
- ◆ FosterVision
- ◆ Mapping Early Learning data to K12 systems






2013 NSF Grant Awarded to UC Santa Cruz



“Building Community Capacity for Data-Intensive Research in Education”



Converging Vision



SVRDT established as an initiative of the SCCOE and established as a research center at University of CA, Santa Cruz



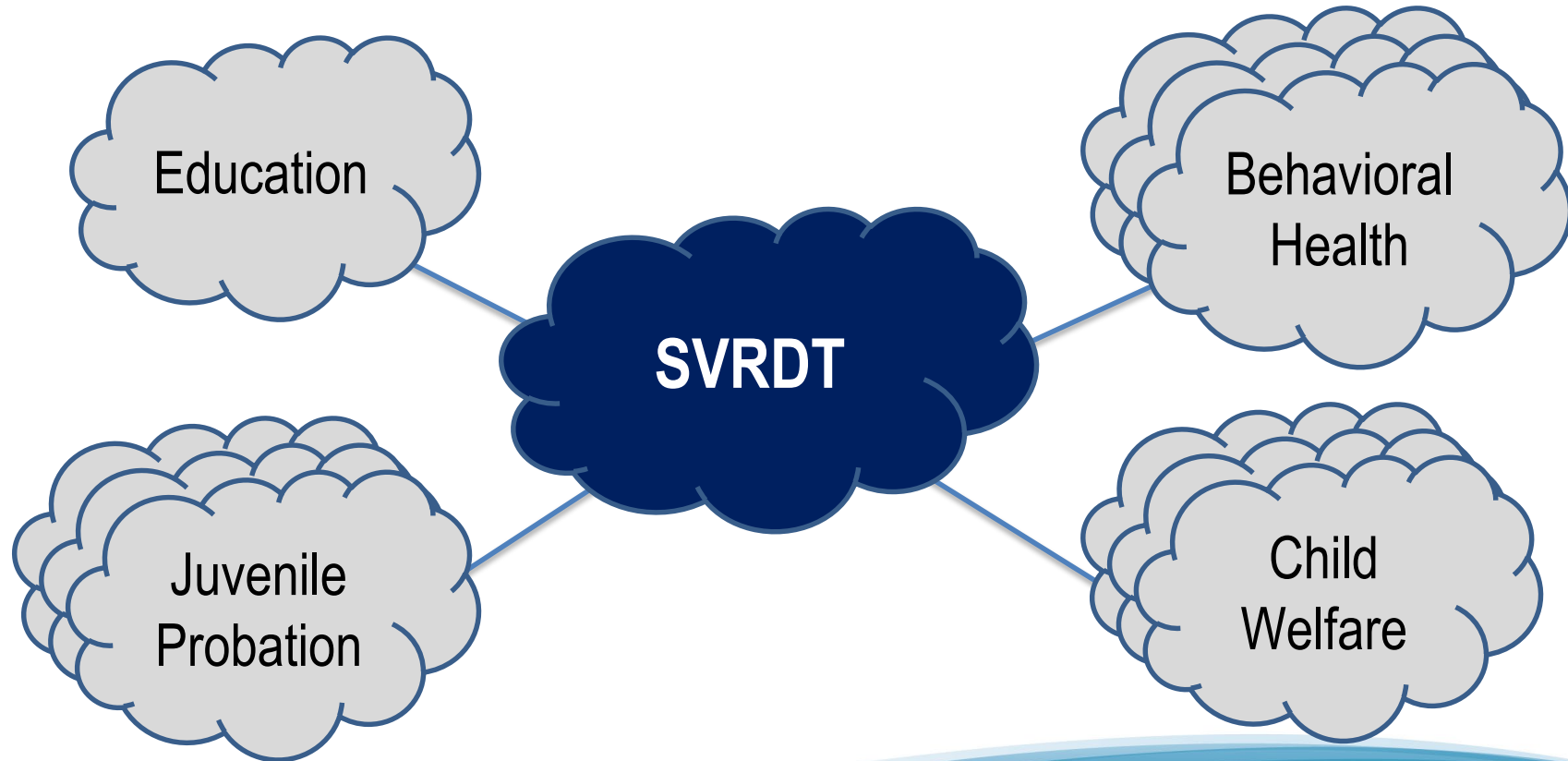
VISION

Silicon Valley Regional Data Trust

SVRDT is developing a scalable, secure data environment that supports research, policy and practice to improve outcomes for children, families and communities.



Connecting Trusted Data Environments



What Makes the SVRDT Concept Unique?

- ◆ Secure Data Environment
 - ◆ GDPR framework assures Data Protection, Privacy & Security
- ◆ Multi-Agency Agreement and Enterprise MOU
 - ◆ Assures shared governance and legal compliance
- ◆ Education Data is included
 - ◆ Conforms highly federated SIS data
 - ◆ Enables ease of cross-agency sharing



SVRDT Today

- ◆ Legislation: SVRDT Resolution & AB597
- ◆ Partnered with CA Health and Human Services in the National Interoperability Collaborative
- ◆ 7 Working Groups with 200 participants
- ◆ Legal Agreements are being finalized
- ◆ Alpha environment is operational
- ◆ San Mateo County will be first to implement in 2019



DataZone Consortium

◆ DataZone/Foster Vision

- 320,000 students
- 44 Districts in 6 COEs

◆ SEL Survey Development

◆ DataZone Community

◆ Roadmap Collaboration



Educational Insights | Continuous Improvement

www.datazone.org



DataZone Vision

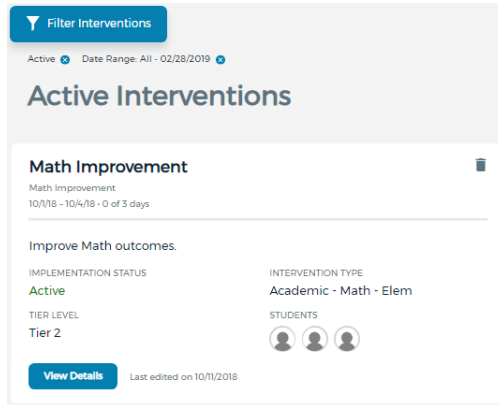
- ◆ Offer low-cost data warehousing with secure district partitions and role-based authentication
- ◆ Provide dashboards for decision-making supporting district-specific goals
- ◆ Aggregate multiple data sources (SIS, Assessments, HR, Finance)
- ◆ Improve data quality
- ◆ Meet evolving data needs with SCCOE-developed apps (FosterVision, SLS Link)



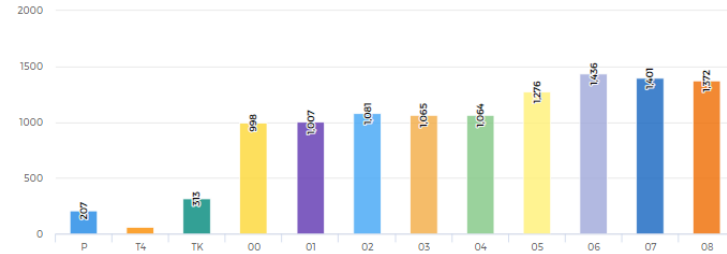
DataZone Demo

90 Dashboards
400+ Metrics

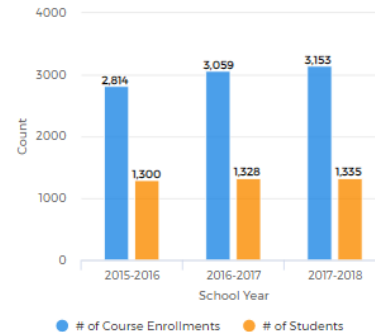
MTSS



Currently Enrolled Students



AP Courses Year over Year



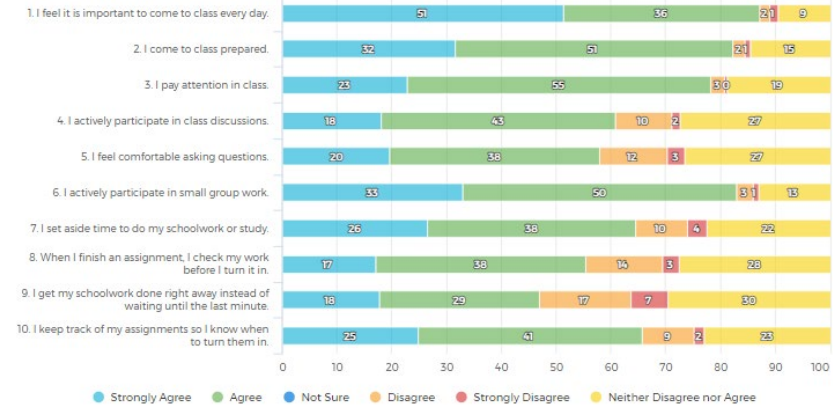
Early Warning Metrics

Attendance vs Behavior

| RISK FACTOR | RISK LEVEL | Discipline | |
|--------------------|------------|------------|-----------|
| | | Low Risk | High Risk |
| Student Attendance | Low Risk | 1,211 | 191 |
| | High Risk | 637 | 217 |

Social Emotional Learning

Academic Behaviors



Thank You!

Marcy_Lauck@sccoe.org

www.datazone.org

www.svrtdt.org